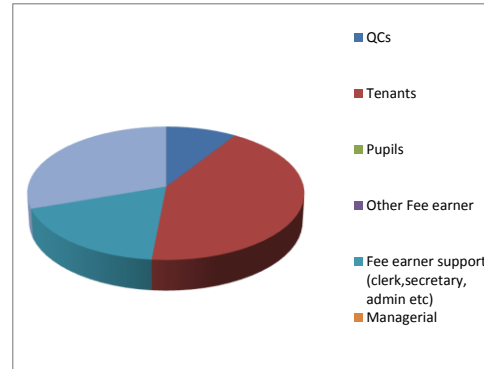


**Workforce Data**

Position

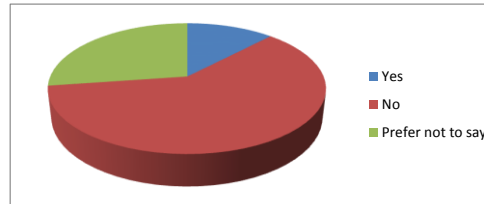
|   |    |
|---|----|
| QCs   | 3  |
| Tenants   | 14 |
| Pupils  |    |
| Other Fee earner                                |    |
| Fee earner support (clerk,secretary, admin etc) | 6  |
| Managerial                                      |    |
| Prefer not to say                               | 10 |



**Roles within Ten Old Square**

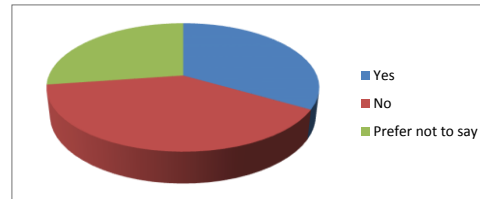
Owners

|                   |    |
|-------------------|----|
| Yes               | 4  |
| No                | 20 |
| Prefer not to say | 9  |



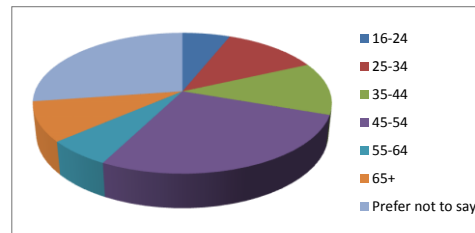
Supervising or managing the work of lawyers or other employees

|                   |    |
|-------------------|----|
| Yes               | 11 |
| No                | 13 |
| Prefer not to say | 9  |



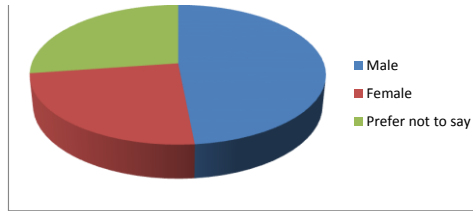
**Age**

|                   |   |
|-------------------|---|
| 16-24             | 2 |
| 25-34             | 4 |
| 35-44             | 4 |
| 45-54             | 9 |
| 55-64             | 2 |
| 65+               | 3 |
| Prefer not to say | 9 |



**Gender**

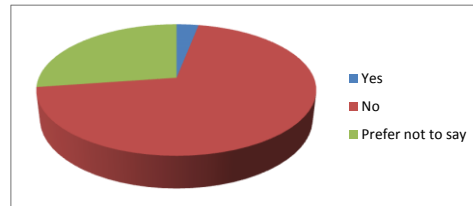
|                   |    |
|-------------------|----|
| Male              | 16 |
| Female            | 8  |
| Prefer not to say | 9  |



**Disability**

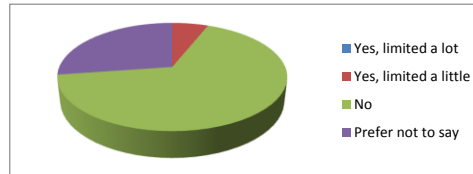
Disabled according to the definition in the Equality Act

|                   |    |
|-------------------|----|
| Yes               | 1  |
| No                | 23 |
| Prefer not to say | 9  |



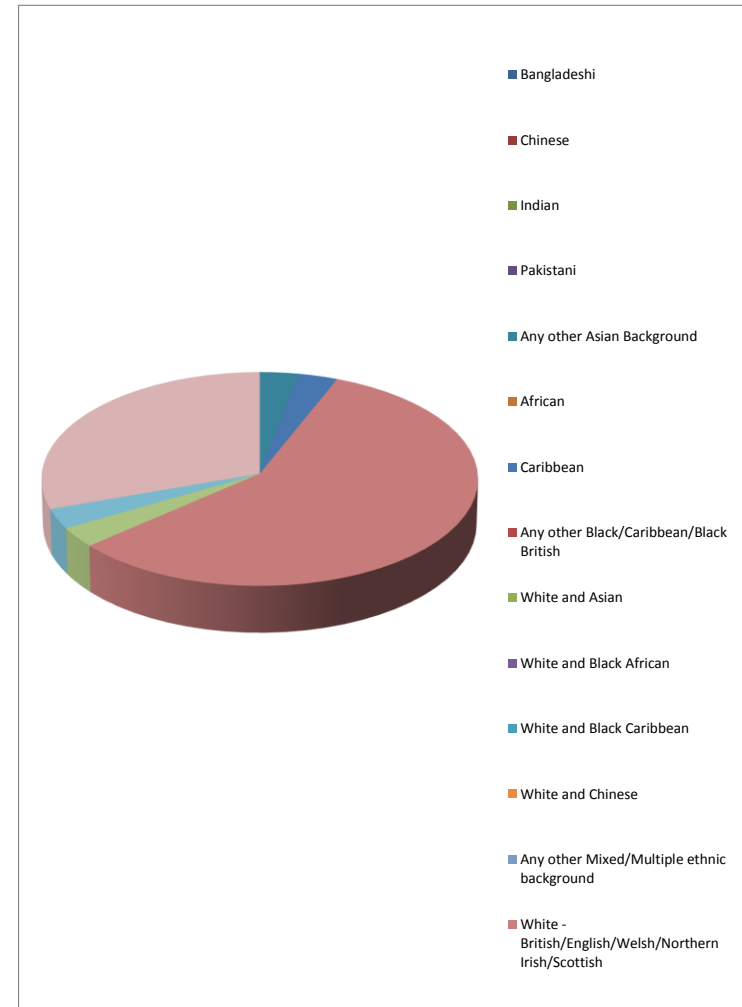
Activities limited by health problems or disability lasting or expected to last at least 12 months

|                       |    |
|-----------------------|----|
| Yes, limited a lot    |    |
| Yes, limited a little | 2  |
| No                    | 22 |
| Prefer not to say     | 9  |



**Ethnic Group**

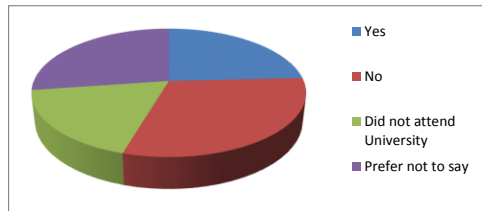
|   |    |
|---|----|
| Bangladeshi   |    |
| Chinese   |    |
| Indian  |    |
| Pakistani   |    |
| Any other Asian Background                            | 1  |
| African   |    |
| Caribbean   | 1  |
| Any other Black/Caribbean/Black British               |    |
| White and Asian                                       |    |
| White and Black African                               |    |
| White and Black Caribbean                             |    |
| White and Chinese                                     |    |
| Any other Mixed/Multiple ethnic background            |    |
| White - British/English/Welsh/Northern Irish/Scottish | 19 |
| White - Irish   | 1  |
| White - Gypsy or Irish Traveller                      |    |
| Any other White background                            | 1  |
| Arab  |    |
| Any other ethnic                                      |    |
| Prefer not to say                                     | 10 |



**Socio Economic Background**

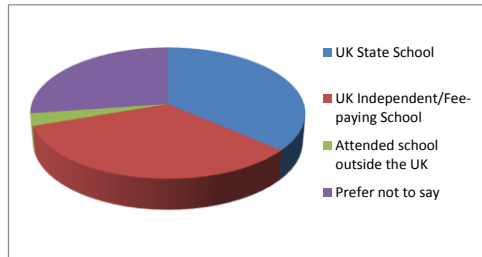
First generation of family to attend University (BA, BSc or higher)

|                           |    |
|---------------------------|----|
| Yes                       | 8  |
| No                        | 10 |
| Did not attend University | 6  |
| Prefer not to say         | 9  |



Mainly attended state or fee paying school aged 11-18

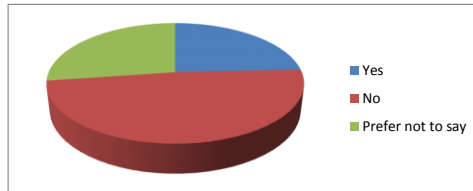
|                                  |    |
|----------------------------------|----|
| UK State School                  | 12 |
| UK Independent/Fee-paying School | 11 |
| Attended school outside the UK   | 1  |
| Prefer not to say                | 9  |



**Caring Responsibilities**

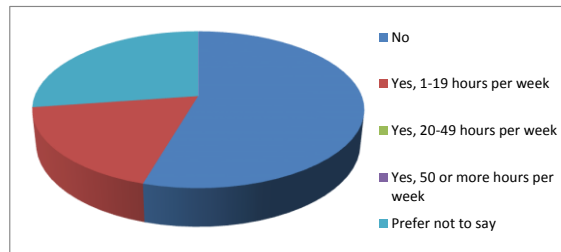
Primary carer for a child or children under 18

|                   |    |
|-------------------|----|
| Yes               | 8  |
| No                | 16 |
| Prefer not to say | 9  |



Look after, helps or supports family members, friends, neighbours or other because of their:-  
 Long term physical or mental ill-health/disability  
 Problems related to old age

|                                |    |
|--------------------------------|----|
| No                             | 18 |
| Yes, 1-19 hours per week       | 6  |
| Yes, 20-49 hours per week      | 6  |
| Yes, 50 or more hours per week | 6  |
| Prefer not to say              | 9  |



**Data Collection**

|  |    |
|--|----|
| Questionnaires distributed                             | 33 |
| Questionnaires returned (unreturned treated as "PNTS") | 25 |